

1. **Smear a light film of biodegradable soap on the outside of your pots before cooking.** This will help keep the pots from charring and make clean up easier.



2. **Boil cleaning water while you're cooking if you have an open burner, or on the fire while you eat.** It's a lot easier to clean cookware right after cooking; otherwise the food cools and hardens on the inside of the pots.



3. **Set out three pots or buckets:**



Wash pot: contains hot water with a few drops of biodegradable soap.



Hot-rinse pot: clear, hot water.



Cold-rinse pot: cold water with a tiny splash of bleach or similar substance to kill bacteria



4. **Scrape plates and pans before washing.** Wipe them clean to get most of the food particles off of them. This will keep your wash water from getting too dirty, too fast.




5. **Scrub the dishes in the wash pot.** If you do this right after you cook, it should require minimal scrubbing (unless you completely burned the pot while cooking).




6. **Dip the dishes in the hot-rinse pot, holding them with tongs.** This is important because it gets all of the soap off of the dishes so that they are safe to eat off of later.




7. **Immerse the dishes in the cold rinse for twenty (20) seconds.**



8. **Place the dishes on a clean ground cloth or on a piece of tin foil to drip dry.** Let them air dry if you have time; otherwise a paper towel will work. To air dry, place the dishes in a clean, dry, mesh drawstring bag, and hang the drawstring on a tree branch, or other handy fixture, such that the bag with dishes inside doesn't touch anything. Air and sunshine will dry everything quickly without touching any surface that may not be clean. The bleach will evaporate.




9. **Dispose of the dirty dish water by first running a strainer through it, thoroughly, to remove all of the food particles.**



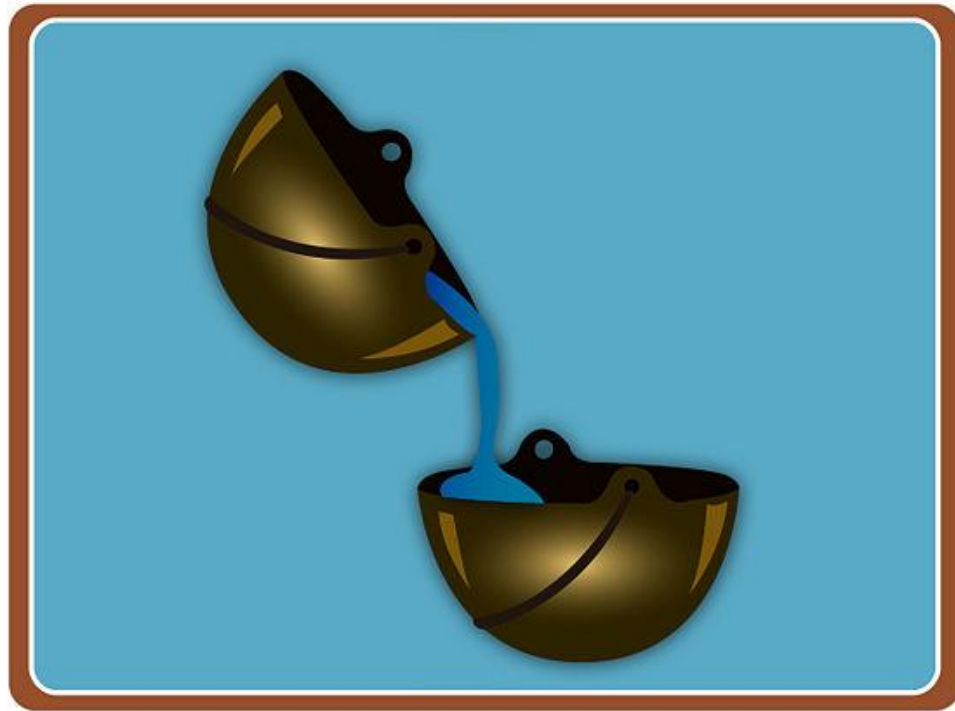
10. Carry the water 200 feet (60 m) away from your campsite and any water sources, and fling it out in a widespread area, or pour it in the fire pit if you have one.



11. Take the strainer and empty it into a bag that you will pack and carry out with you.



12. **Pour your rinse water into the empty wash tub to rinse out any soap residue.** Pour this water out over the same spot you dumped your wash water.



13. **To sanitize your tubs, pour the cool bleach water into the rinse tub, and then into the wash tub.** Lastly, pour that water out over the same spot as the previous two dumps.

